

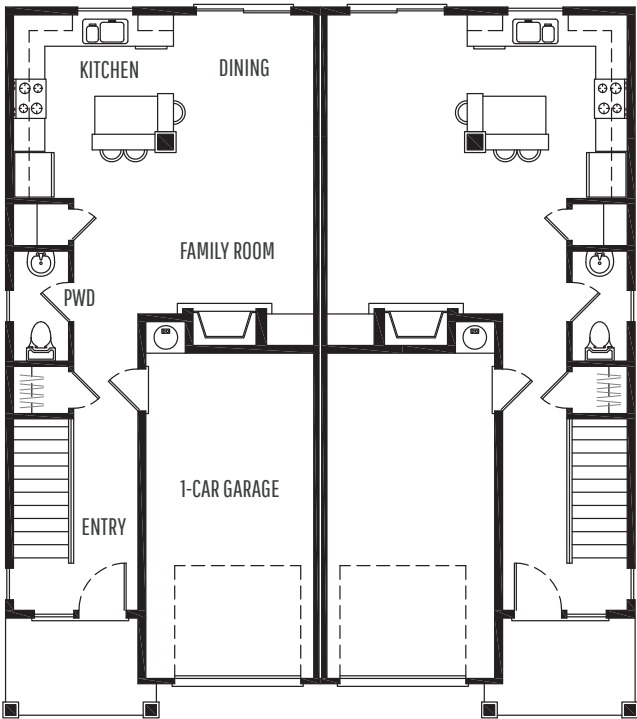


A

PLAN STYLE	Multi-Family
BEDROOMS	3
BATHROOMS	2.5
BONUS FLOOR	472 sf.
MAIN FLOOR	583 sf.
SECOND FLOOR	825 sf.
TOTAL LIVING	1,880 sf.
FRONT/BACK PATIO	54 / 0 sf.
GARAGE	1-Car / 239 sf.
DIMENSIONS	40' Wide x 45' Deep

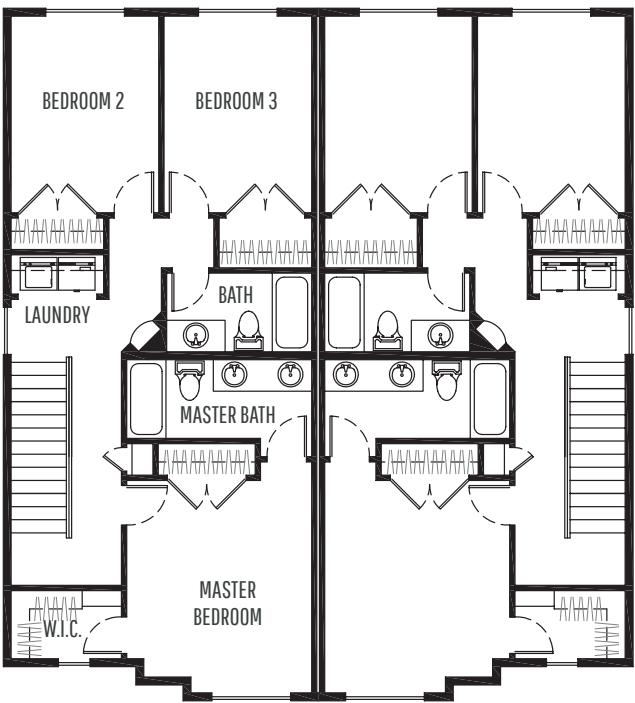
MAIN LEVEL

UPPER LEVEL



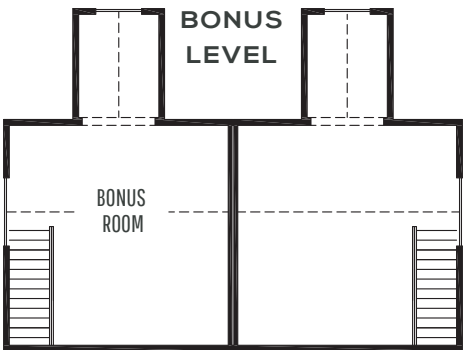
UNIT 1

UNIT 2



UNIT 1

UNIT 2



BONUS
LEVEL

BONUS
ROOM